



## Using a multi-phased design to review the implementation of the Let's Read Community Program

**Rebecca Sobczak**  
The Smith Family

**Paula Wood**  
Centre for Community Child Health  
Murdoch Childrens Research Institute

Project partners:



Affiliated with:



# Let's Read Vision

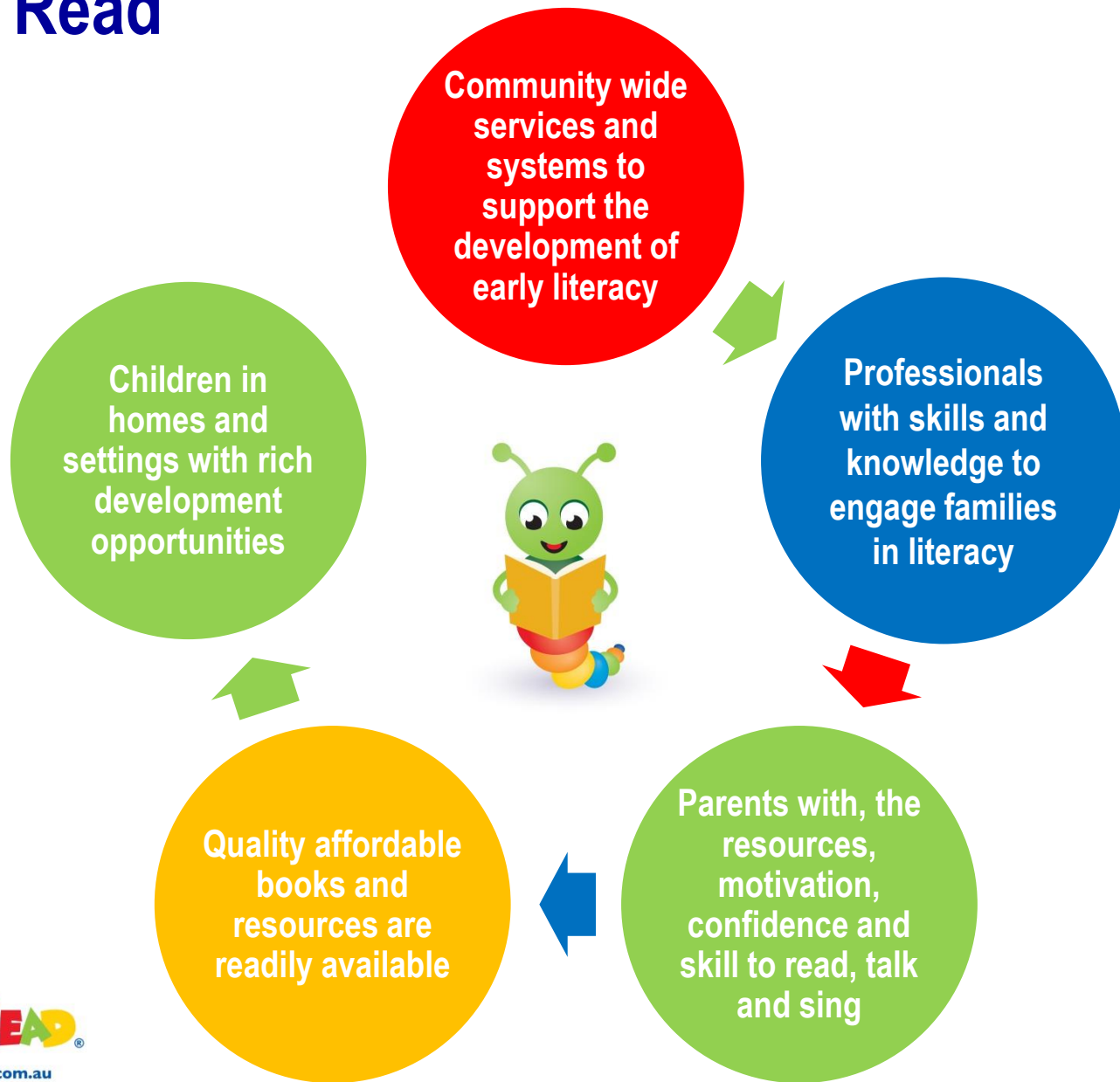


All Australian children share books, stories, songs and nursery rhymes every day from birth with the important people in their lives.

Let's Read was developed by the Centre for Community Child Health at the Murdoch Childrens Research Institute (MCRI) and the Royal Children's Hospital.



# Let's Read



# Let's Read Community Program

Based on the research, Let's Read was designed to be delivered across 4 points from birth to 5 years



4 months

12 months

18 months

3 ½ years

# Let's Read Community Program Review 2014

## Aim

*To clarify and articulate the current Let's Read community program model and provide recommendations as to how the program model and processes could be improved, based on both the research and practice based evidence.*

# Let's Read Community Program Review 2014

## Methodology

### **Phase one: prepare and plan**

#### **Key tasks:**

Confirm working group

Working group planning meeting

Develop key tasks and timeframes

Develop review framework

Develop review project charter and project plan

### **Phase two: clarify**

#### **Key tasks:**

Undertake Let's Read community program document analysis

Undertake analysis of current community delivery of Let's Read ie: implementation of survey

### **Phase three: develop**

#### **Key tasks:**

Map the Let's Read community program "intended" and "actual" model and processes

Review the maps via continuous improvement workshops with Let's Read stakeholders

### **Phase four: review**

#### **Key tasks:**

Review model in line with 2013 literature review

Consider the alignment of the model in relation to other early childhood initiatives

### **Phase five: report**

#### **Key tasks:**

Draft review recommendations report

Present recommendations report

Submit final recommendations report

# Let's Read Community Program Review 2014 Online Survey

## *Phase two: clarify*

### Key tasks:

Undertake Let's  
Read  
community  
program  
document  
analysis

Undertake  
analysis of current  
community  
delivery of Let's  
Read ie:  
implementation of  
survey

# Let's Read Community Program Review 2014

## Continuous Improvement Workshop

### ***Phase three: develop***

#### **Key tasks:**

Map the Let's Read community program "intended" and "actual" model and processes

Review the maps via continuous improvement workshops with Let's Read stakeholders



# *What we found?*

## **Variations between the intended implementation and the actual approaches:**

- Steering Committees
- Implementation Guides
- Training and post-training support
- Number of interventions
- Group vs one-to-one implementation
- Evaluation

# *What we found?*

*The implementation of Let's Read is shaped according to practitioner wisdom and practitioner's relationships with families.*

# Strengths of the Review

- Practitioner involvement
- Multi-Phased approach
- Strength of collaboration



# Challenges of the Review

- Survey: asking the right questions
- Evidence base vs realities of implementation



# Where to from here....?

## Questions?



# Connect with Let's Read

**Website:** [www.letsread.com.au](http://www.letsread.com.au)

**Mailing list:** <http://www.letsread.com.au/Contact-Us/Mailing-list>

**Vimeo:** [www.vimeo.com/channels/511391](http://www.vimeo.com/channels/511391)



# Thank you

## Acknowledgements

Catriona Elek, Elise Willersdorf, Jacqui Taylor, Jacqui Ryan and Clare Abbott.



# Tip sheets

# Book suggestions



**18 MONTHS**


anywhere, anytime

**with toddlers**

Children like:

- to play with you about the games they are playing and naming things they see
- to hear the same rhymes, songs and stories over and over again
- to hear songs and stories with his or her name in them
- to hear the words in songs and stories they know about animals and making animal noises
- to be helped with the book and helping to turn the pages.

Sharing books from birth helps children become better readers for life



**4 MONTHS**

anywhere, anytime

- to be really close to you
- to watch your face and lips move
- to hear and listen to your voice
- to dance and move to different sounds and music
- to hear the same words, songs and stories over and over again
- to look at books with colours, faces and pictures of other babies
- to touch and taste books.

Yarning with kids from birth gives them a great start to life





**4 MONTHS**

anywhere, anytime

**Book suggestions**

- Peepo Baby**  
Sébastien Braun  
Walker Books  
Use a playful voice as you lift the flaps and say "Peepo".  
Your baby will enjoy the pictures of other babies.
- Where is Baby?**  
Sally Ripin  
AKO Baby Books  
Point to the pictures of the babies in the book then look at your baby and say "Baby".  
Help your baby turn the pages.
- Flutter by Butterfly**  
Pete Hozack  
Walker Books  
A quick read that will hold your baby's interest.  
Lots of fun new words.
- Tickle, Tickle**  
Helen Oxenbury  
Walker Books  
Easy rhyming words for your baby to hear.  
On each page point to the activities as you say the matching words.  
Repeat words from the book when playing with your baby, e.g. "tick tick, splash, scrub-a-dub" when your baby is in the bath.
- It is for Wombat!**  
Bromwyn Bancroft  
Little Hare Books  
Point to each section and say the matching word.  
Help your baby turn the pages.




**3 1/2 YEARS**

anywhere, anytime

**Book suggestions**

- Double Delight Nursery Rhymes**  
May Nowicki & Jerry Hale  
Little Hare Books  
Sing the nursery rhymes if you know them.  
Help your child lift the flaps to find the next part of the rhyme.  
Point out the objects, people and animals named in the nursery rhymes.
- Grafies Can't Dance**  
Oliver Anderson & Guy Parker-Smith  
Orchard Books  
A slightly longer story, so don't worry if it takes more than one session to finish it.  
Emphasise the rhyming words as you read.  
Find a favourite animal.



**18 MONTHS**

anywhere, anytime

**Book suggestions**

- The Very Hungry Caterpillar**  
Eric Carle  
Puffin Books  
Sing the nursery rhymes if you know them.  
Help your child lift the flaps to find the next part of the rhyme.  
Point out the objects, people and animals named in the nursery rhymes.
- Ten in the Bed**  
Penny Dale  
Walker Books  
A slightly longer story, so don't worry if it takes more than one session to finish it.  
Emphasise the rhyming words as you read.  
Find a favourite animal.




**12 MONTHS**

anywhere, anytime

**Book suggestions**

- I'm Hungry!**  
Neil Campbell  
Malden  
Help your baby feel the texture and lift the flaps.  
Read "I'm hungry..." a little louder each time until you reach the end.
- Count My Kisses, Little One**  
Ruthie May & Tamara Anselmi  
Little Hare  
A perfect book for the bedtime routine.  
Point to the hearts as you say the number.
- Old MacDonald had a Farm**  
Meady Foot  
Gullane Children's Books  
Sing along to this story.  
Make the animal noises.
- Babies**  
David Bedford & Lesley Worthington  
Little Hare  
Lift the flaps and point to the animals as you talk about them.  
Emphasise the rhyming words.
- An Australian 1, 2, 3 of Animals**  
Bromwyn Bancroft  
Little Hare  
Enjoy these colourful Australian animals.  
Use your voice, fingers and hands as you count the animals.

# Information sheet



**Reading with young children**

**Why should I read with my young child?**

- Reading is vital for your child's development.
- Sharing books with your young child helps them to start to develop the sort of skills that they will need when they start school.
- Reading together is not trying to teach your little one to read before they are ready, it is helping your child to develop a love of books.
- Reading together from an early age helps your child to understand how a book works and to learn how much fun they can be.
- Sharing books together is a special time. The pictures and words in the book give you lots of things to have fun with, talk and laugh about, all while you bond with your child.

**When should I start reading with my young child?**

- Reading together is a chance to hold your baby in your arms, for your baby to listen to your voice, and for you to share the pictures in the book. Babies love all these things, so why not start as early as possible.
- There is no specific age to begin sharing books together. Some say that reading with young children can begin soon after birth. Other parents like to start around 4 to 6 months because your baby will have some head control then and can sit up in your lap. You should start whenever you're ready.


**How often should I read with my young children?**

- There is no magic number for how long or how often you should read together. Young children generally like routines so you could try to make reading a part of your everyday routine. Bedtime is a time that lots of families like for sharing stories. Anywhere, anytime is great. Your child might choose books for you to share at any time of the day just because they like it!






# Community Awareness Materials




**Let's join the library**

- Borrowing a book is free.
- There are lots of great books.
- Story time and fun activities are available for young children.
- Children love to choose their own books.



The Australian Government is working in partnership with the Murdoch Childrens Research Institute and The Smith Family to deliver Let's Read.

Project partners:



©Copyright 2012 Illustrations by Wendy Paterson, Honey Art Readers

[www.letsread.com.au](http://www.letsread.com.au)

# DVD




**A simple guide to reading with your child**




# Poster Series

**Share rhymes, songs and stories every day**



The Australian Government is working in partnership with the Murdoch Childrens Research Institute and The Smith Family to deliver Let's Read.

Project partners:



©Copyright 2012 Illustrations by Wendy Paterson, Honey Art Readers

[www.letsread.com.au](http://www.letsread.com.au)

